

October

A.M.



It is hard to believe that we have been in school for over a month. The children are doing a wonderful job of learning the daily routine of preschool. We are busy from the time we arrive until the time we load in cars and say our goodbyes. October brings a lot of fun happenings in preschool. We will be talking about fall changes, creating fun Halloween projects, and working on basic skills that we will build on the rest of the year. We will also be having a Halloween party. As you can see, October will prove to be a very eventful month in preschool. I hope your child is enjoying his/her time at preschool as much as we are enjoying our time with them. Please note that we have several no-school days in October. You will find these dates on your calendar.

What we are learning:
Letters: T, I, K, A, N
Number: 2 & 3
Color: Orange & Black
Shape: Square
Concept: Sorting & Patterning

Things to work on:
Naming shapes & colors
Recognizing first name
Writing First Names
Grasping writing tools
Scissor Skills

Bag About Me


We will be sending home the bag about me with every student throughout the next few months. When your child is the snack helper, they will bring the bag home with them. Put an item in this bag and return it to school on the next class day. The children love picking something from home to show his/her friends at school. This item will be sent home the same day it is brought to school. Please encourage your child to bring only one item to school.



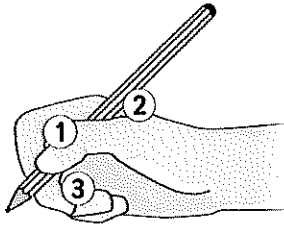
Jackets

With fall comes cooler temperatures. Please be sure to check the morning temperatures and dress your child accordingly. We hope to have time to head out to the playground a few days this month, and it is always better to opt for no coat than not to have one at all.





How to Hold a Pencil



1. Put your thumb and forefinger just above the cone shaped part of the pencil.
2. Let the pencil rest between your thumb and forefinger.
3. Then put your middle finger underneath for support.

Pencil Grasp

If you would like to help your child work on their pencil grasp, please refer to the diagram below. One thing we do at preschool is to have the children hold a cotton ball in the three folded fingers. Giving them something to hold seems to help encourage the correct "tripod grasp".

Field Trip

We will be taking a field trip to McDonald's on Friday, November 7, for letter "Mm" week. We will leave the school at 8:15 a.m. Field trip drivers need to be at school at 8:05 a.m. If you are driving, please bring your driver's license and insurance card to the office and have them copied. Be sure to bring the copy to the classroom to give to me. Also, as a reminder, only children enrolled in the designated class will be permitted to attend field trips.

ALL CHILDREN MUST BE IN A CAR SEAT.

Please be sure that you have a car seat for your child when dropping them off in the morning. Please mark it clearly with their name so we do not mix up seats. If your child does not have a car seat, they will be sent back home. A permission slip is included with this newsletter. Please be sure to sign and return it to school by Friday, October 3.

Volunteers

Please remember to volunteer in the classroom or drive on field trips; you need to have completed the Safe Environment Training (formerly PGC). This is a diocesan rule that we are required to follow.

Field Trip

Drivers

Jordan Jansen

Aly Meier

Kristin Koerner

Megan Lustig


Rachel Thoele

Halloween Parade

We would love for parents and grandparents to join us for a Halloween parade on Friday, October 31, at 10:20 a.m. We will be parading through the "big kids" classrooms here at school, and then finish our parade in the gym. We will end our morning with a few songs, and then your child will be free to leave with you. We hope you can all make plans to attend our parade.

Halloween Party



We will be celebrating Halloween on Friday, October 31. The children will get to wear their costumes to school that day. We will parade through the school to share our costumes with the whole school. We will also have a few fun games for the children, as well as a special Halloween "party treat". Look for a reminder note closer to the date.



Snack


Thank you for all of the great snacks we have received this year. Just a little reminder that if you send items in, such as grapes, apples, or strawberries, please take the time to wash them and cut them up for us. This makes our snack time much easier.

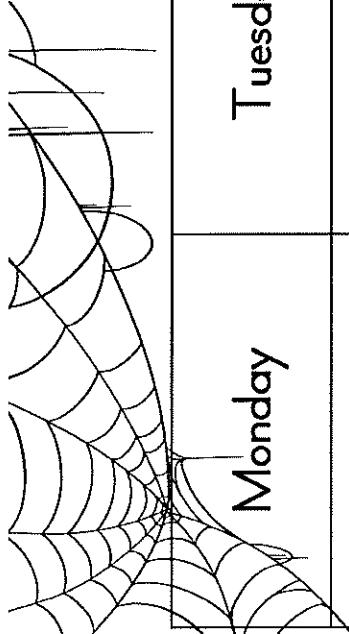
Also, if sending juice, a bottle is preferred over juice boxes.



Teddy Bear Tea Party

On Friday, October 3, we will be having our Teddy Bear Tea Party to celebrate letter "T" week. Your child is asked to bring a Teddy Bear to school that day. We have some fun activities planned for this special day with our "special friends". All Teddy Bears will return home the same day.





October A.M.



Monday	Tuesday	Wednesday	Thursday	Friday
Letter T Number 2		1	2	3 Teddy Bear Tea Party
Letter I Number 2	6	7	8	9 10 No School
Letter K Number 3 No School	13	14	15	16 17
Letter A Number 3 *Calvin	20	21	22 Library Day *Theo	23 24 No School
Letter N Number 4	27	28	29 Letter Learning Day	30 31 Halloween Party

*Birthday Celebrations: We will be celebrating birthdays at snack time. This will coincide with your child's snack day. Summer birthdays will be celebrated throughout the year.

· Library Day: Children get to check out library books. Please return books within a week.

· Letter Learning Day: Add one item to your bag that starts with the letter sound written on your bag.

October

4 A.M. Snack Schedule

Monday	Wednesday	Friday
	Parker 1	Teddy Bear Tea Party 3
Sienna 6	Curran 8	No School 10
No School 13	Amelia 15	Derek 17
*Calvin 20	*Theo 22	No School 24
Everett 27	Ford 28	Halloween Party 31

Please provide a nutritious snack on your assigned day. We also ask that a drink be provided. The drink needs to be either milk or 100% juice (a jug is preferred over juice boxes). Cups and napkins will be provided by the school.

*Birthday Celebration