

October

3 yr.



It is hard to believe that we have been in school for almost a month. The children are doing a wonderful job of learning the daily routine of preschool. We are busy from the time we arrive until the time we load in cars and say our goodbyes. October brings a lot of fun happenings in preschool. We will be talking about fall changes, creating fun Halloween projects, and working on basic skills that we will build on the rest of the year. We will also be having a Halloween party here at school. As you can see, October will prove to be a very eventful month in preschool. I hope your child is enjoying his/her time at preschool as much as we are enjoying our time with them.

What we are learning:

Number : 2 and 3

Color: Orange & Black

Shape: Square

Concept: Sorting

Skill: Coloring with correct
pencil grasp

Things to work on:

Recognizing first name

Naming shapes & colors

Coloring Skills

Grasping writing tools

Bag About Me

We will be sending home the bag about me with every student throughout the next few months. When your child is the snack helper, they will bring the bag home with them. Put an item in this bag and return it to school on the next class day. The children love picking something from home to show his/her friends at school. This item will be sent home the same day it is brought to school. Please encourage your child to bring only one item to school.



Jacket

With fall comes cooler temperatures. Please be sure to check the morning temperatures and dress your child accordingly. We hope to have time to head out to the playground a few days this month, and it is always better to opt for no coat than not to have one at all.



Halloween Party

We will be celebrating Halloween on Thursday, October 30. The children will get to wear their costumes to school that day. We will parade through the school to share our costumes with the whole school. We will also have a few fun games for the children, as well as a special Halloween "party treat". Look for a reminder note closer to the date.

Halloween Parade

We would love for parents and grandparents to join us for a Halloween parade on Thursday, October 30, at 10:20 a.m. We will be parading through the "big kids" classrooms here at school, and then finish our parade in the gym. We will end our morning with a few songs, and then your child will be free to leave with you. We hope you can all make plans to attend our parade.



Field Trip

We will be taking a field trip to Evergreen Park on Thursday, October 16. Please fill out the attached field trip permission slip. We will leave the school at 8:30 a.m. Field trip drivers need to be at school by 8:15 a.m. If you are driving, please bring your driver's license and insurance card to the office and have them copied. Be sure to bring the copy to the classroom to give to me. Also, as a reminder, only children enrolled in the designated class will be permitted to attend field trips.

ALL CHILDREN MUST BE IN A CAR SEAT. Please be sure that you have a car seat for your child when dropping them off in the morning. Please mark it clearly with their name so we do not mix up seats. If your child does not have a car seat, they will be sent back home. A permission slip is included with this newsletter. Please be sure to sign and return it to school by Thursday, October 2.



Field Trip Drivers

Anna Warner

Dana Eley

Michelle Hinterscher

Nicole Rincker


Volunteers

Please remember to volunteer in the classroom or drive on field trips you need to have completed the Safe Environment Training (formerly PGC). This is a diocesan rule that we are required to follow.

Snack

Thank you for all of the great snacks we have received this year. Just a little reminder that if you send items in, such as grapes, apples, or strawberries, please take the time to wash them and cut them up for us. This makes our snack time much easier.

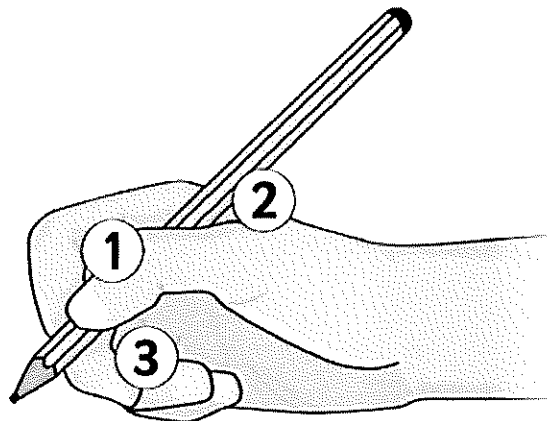
Also, if sending juice, a bottle is preferred over juice boxes.




Pencil Grasp

If you would like to help your child work on their pencil grasp, please refer to the diagram below. One thing we do at preschool is to have the children hold a cotton ball in the three folded fingers. Giving them something to hold seems to help encourage the correct "tripod grasp".

How to Hold a Pencil




1. Put your thumb and forefinger just above the cone shaped part of the pencil.
2. Let the pencil rest between your thumb and forefinger.
3. Then put your middle finger underneath for support.



October

3 year olds



Monday	Tuesday	Wednesday	Thursday	Friday
		1	2	3
6	7	8	*Maggie	10
13	14	15	16 Field Trip	17
20	21 Library Day	22	23 Orange/Black Day	24
27	28	29	30 Halloween Party	31

*Birthday Celebrations: We will be celebrating birthdays at snack time. This will coincide with your child's snack day. Summer birthdays will be celebrated throughout the year.

- Library Day: Children get to check out library books. Please return books within a week.
- Color Day: Have your child wear something & bring a picture of something that color to add to our bulletin board.

October

3 year old Snack Schedule

Tuesday	Thursday
	2 *Maggie
7 Phoenix	9 Keagan
14 Lucy	16 School Provided
21 Myles	23 Blakely
28 Hazel	30 Halloween Party

Please provide a nutritious snack on your assigned day. We also ask that a drink be provided. The drink needs to be either milk or 100% juice (a jug is preferred over juice boxes). Cups and napkins will be provided by the school.

PLEASE NOTE THAT WE ARE A PEANUT AND TREE NUT FREE CLASSROOM. PLEASE CHECK LABELS AND DO NOT SEND ITEMS THAT CONTAIN PEANUTS OR TREE NUTS.

*Birthday Celebration