

# September

I would like to welcome all of our students and parents to Preschool. We hope you had a wonderful summer. We are looking forward to a fun filled school year. Each month a newsletter just like this one will come home. These newsletters will keep you informed of classroom events and will include the calendar and snack schedule for that month.

This month we will start off by learning the procedures and rules of school. Students will be making new friends and beginning their educational journey.

There will be lots of learning and growing for our Pups' Patch Preschoolers!

Ms. Renee's  
3 Year Old  
Preschool  
Newsletter

## What Are We Learning

Number : 0 (Zero), 1 (One)

Color: Red

Shape: Circle

Concept: School Procedures

Skill: Coloring

## How to Contact Ms. Renee


rkihne@stanthony.com

School Phone #  
(217) 347-0419

Ms. Renee's Cell  
(217) 690-3725

School pictures will be taken on Thursday, September 5th. All students will be photographed for the yearbook, but ordering is optional. A picture order form has been included in your red folder. Feel free to send the order form and payment to school at your earliest convenience or on picture day.

Remember if you don't plan on ordering you still need to send the envelope back and mark that you are not ordering.



## Skills To Work On

Naming shapes & colors

Recognizing first name

Coloring Skills

Grasping writing tools

## Safe Environment Training

Safe Environment Training (formerly PGC) is required by the Springfield Diocese for all school volunteers. If you are in need of the paperwork to register for the online class please let us know and we will send the paperwork to you.

This is required if you would like to drive on field trip or volunteer in the classroom.

## Check Us Out

Be sure to visit our website at [www.stanthony.com](http://www.stanthony.com). Click on "St. Anthony Grade School" then choose the "Parents" tab in the top right hand corner. You will find us by clicking on the "Classroom Pages" link; then "Preschool". Each month we will have a link to our newsletters as well as a calendar for you to double check important dates.



## Color Days

Once a month we will be having color days. These days will coincide with the color we are focusing on for that month. This is a fun way to reinforce the different colors we will be learning about. We ask that your child wear clothing of that color and bring in a picture or a small object that is that color. If you do not own clothing in that color please do not feel like you have to go out and buy something special. If your child chooses to bring in a picture it can be cut out of a magazine, printed off the computer or colored by your child. If they bring in a toy or object please make sure it is school appropriate and fits inside their backpack. All pictures and objects will be returned the same day. If you happen to forget about the color day, please know that it is okay! We have color stamps and stickers along with plenty of items for your child to find around the classroom for color day.

Our first color day will be Red Day on Thursday, September 26th.



## Reminders

Please be sure to check your child's backpack after each class. We send their work and notes home and want you to be informed of all the classroom happenings. Please keep in mind that drop off begins at 7:50 a.m. and ends promptly at 8:05 a.m. If it is after 8:05 a.m. you will need to park and walk your child down to our classroom through the front office doors. When dropping off, you must wait for the teacher to get your child out of the vehicle. You will drop off on the North side of the school. Please enter the driveway closest to the school playground. Pull up close to the sidewalk to form a line. When it is your turn pull up to the coned area and I will come to your vehicle. Please have your child exit on the rear passenger side door as this poses the safest option and keeps them out of the line of other vehicles or busses that may be entering.

At pick up time please display your child's school pick up sign. Many like to rubber band these to their passenger visor and flip it down at pick up. Pick up will in the same location starting at 10:50 a.m. and ending at 11:05 a.m. If you arrive past 11:05 a.m. please notify the school office. You will then need to park and come into the school office to pick up your child.

Thank you for being patient as we work out the drop off and pick up routine.



## Snack Day

We have 15 students in our class. Please send in enough snack and drink for the whole class when it is your child's assigned day. We ask that drinks be 100% juice or milk in the jug/bottle, please no juice boxes. If you send fruit, please cut it up so it is safe to serve.

Napkins and cups will be provided by the school.



# Ms. Renee's August 3 Year old Snack Schedule

Tuesday	Thursday
	*Jarrett 29

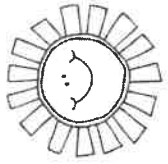
Please provide a snack on your assigned day. We have 15 students in our classroom. Please provide a drink (can be either milk or 100% juice.)

Cups and napkins will be provided at school.

If you have any questions please do not hesitate to ask.

rkihne@stanthony.com

\*Birthday Celebration: Jarrett



# August <sup>3 yr.</sup>

Ms. Renee's 3  
Year Old Class

Monday	Tuesday	Wednesday	Thursday	Friday
			1	2
5	6	7	8	9
12	13	14	15	16
19	20	21	22	23
26	Back To School Night	28	First Day Of Prechool *Jarrett	30

• \*Birthday Celebration: Jarrett

# Ms. Renee's September 3 Year Old Snack Schedule

Tuesday	Thursday
*Fisher                      3	Caleb                              5
Charlotte                      10	Colette                              12
*Grayce                      17	Emmie                              19
Jack                              24	Jameson                              26

Please provide a snack on your assigned day. We have 15 students in our classroom.

Please provide a drink (can be either milk or 100% juice.)

Cups and napkins will be provided at school. If you have any questions please do not


hesitate to ask. [rkihne@stanthony.com](mailto:rkihne@stanthony.com)

. \*Birthday Celebrations: Fisher; Grayce

Ms. Renee's

3 Year Old Class

# September



Monday	Tuesday	Wednesday	Thursday	Friday
2	3 *Fisher	4	5 Picture Day	6
9	10	11	12	13
16	17 *Grayce	18	19	20
23	24 Library Day	25	26 Red Day	27
30			Library Day	

- \*Birthday Celebrations: Fisher and Grayce
- Library Day: Children get to check out library books. Please return books within a week.
- Color Day: Have your child wear something & bring a picture or show and tell toy of something red. All items returned the same day.